



RAW MATERIAL PRICE CHANGES (2006 - 2019)

END OF MONTH AVERAGE PRICES 2018	NICKEL LME	HC FeCr	MOLY OXIDE	COPPER COMEX	IRON SCRAP BUSHELING
JANUARY	\$5.843	\$1.400	\$11.735	\$3.194	\$0.209
FEBRUARY	\$6.158	\$1.400	\$12.520	\$3.167	\$0.209
MARCH	\$6.080	\$1.400	\$12.971	\$3.067	\$0.209
APRIL	\$6.321	\$1.400	\$12.396	\$3.088	\$0.213
MAY	\$6.512	\$1.400	\$11.703	\$3.064	\$0.213
JUNE	\$6.854	\$1.400	\$11.319	\$3.117	\$0.218
JULY	\$6.247	\$1.400	\$11.473	\$2.791	\$0.222
AUGUST	\$6.093	\$1.400	\$12.233	\$2.694	\$0.218
SEPTEMBER	\$5.682	\$1.356	\$12.260	\$2.692	\$0.213
OCTOBER	\$5.606	\$1.201	\$12.000	\$2.759	\$0.222
NOVEMBER	\$5.105	\$1.078	\$12.170	\$2.750	\$0.227
DECEMBER	\$4.916	\$1.021	\$11.978	\$2.723	\$0.227



RAW MATERIAL PRICE CHANGES (2006 - 2019)

END OF MONTH AVERAGE PRICES 2017	NICKEL LME	HC FeCr	MOLY OXIDE	COPPER COMEX	IRON SCRAP BUSHELING
JANUARY	\$4.528	\$1.453	\$7.476	\$2.619	\$0.183
FEBRUARY	\$4.817	\$1.462	\$7.809	\$2.704	\$0.183
MARCH	\$4.640	\$1.423	\$8.711	\$2.641	\$0.209
APRIL	\$4.386	\$1.438	\$8.938	\$2.584	\$0.205
MAY	\$4.152	\$1.420	\$8.381	\$2.536	\$0.205
JUNE	\$4.051	\$1.411	\$7.391	\$2.585	\$0.205
JULY	\$4.301	\$1.380	\$7.425	\$2.730	\$0.205
AUGUST	\$4.923	\$1.387	\$8.580	\$2.959	\$0.209
SEPTEMBER	\$5.096	\$1.415	\$8.871	\$2.984	\$0.209
OCTOBER	\$5.137	\$1.420	\$8.582	\$3.096	\$0.191
NOVEMBER	\$5.440	\$1.400	\$8.659	\$3.094	\$0.187
DECEMBER	\$5.154	\$1.400	\$9.639	\$3.098	\$0.200

RAW MATERIAL PRICE CHANGES (2006 - 2019)

END OF MONTH AVERAGE PRICES 2016	NICKEL LME	HC FeCr	MOLY OXIDE	COPPER COMEX	IRON SCRAP BUSHELING
JANUARY	\$3.848	\$0.935	\$5.425	\$2.009	\$0.116
FEBRUARY	\$3.769	\$0.915	\$5.273	\$2.075	\$0.116
MARCH	\$3.948	\$0.920	\$5.402	\$2.232	\$0.121
APRIL	\$4.016	\$0.900	\$5.980	\$2.183	\$0.143
MAY	\$3.942	\$0.900	\$7.255	\$2.111	\$0.156
JUNE	\$4.044	\$0.900	\$7.725	\$2.098	\$0.156
JULY	\$4.650	\$0.900	\$7.055	\$2.207	\$0.156
AUGUST	\$4.696	\$0.892	\$7.231	\$2.141	\$0.151
SEPTEMBER	\$4.621	\$0.850	\$7.097	\$2.135	\$0.138
OCTOBER	\$4.657	\$0.845	\$7.018	\$2.140	\$0.125
NOVEMBER	\$5.054	\$0.970	\$6.827	\$2.466	\$0.141
DECEMBER	\$4.996	\$1.231	\$6.808	\$2.567	\$0.163

RAW MATERIAL PRICE CHANGES (2006 - 2019)

END OF MONTH AVERAGE PRICES 2015	NICKEL LME	HC FeCr	MOLY OXIDE	COPPER COMEX	IRON SCRAP BUSHELING
JANUARY	\$6.700	\$1.080	\$9.327	\$2.653	\$0.201
FEBRUARY	\$6.593	\$1.080	\$8.409	\$2.624	\$0.156
MARCH	\$6.235	\$1.080	\$8.314	\$2.708	\$0.150
APRIL	\$5.798	\$1.080	\$8.124	\$2.800	\$0.150
MAY	\$6.128	\$1.080	\$7.820	\$2.893	\$0.150
JUNE	\$5.797	\$1.076	\$7.240	\$2.675	\$0.161
JULY	\$5.164	\$1.070	\$6.060	\$2.482	\$0.154
AUGUST	\$4.691	\$1.070	\$5.894	\$2.333	\$0.143
SEPTEMBER	\$4.490	\$1.051	\$5.875	\$2.371	\$0.132
OCTOBER	\$4.692	\$1.032	\$5.058	\$2.368	\$0.116
NOVEMBER	\$4.188	\$1.030	\$4.678	\$2.155	\$0.107
DECEMBER	\$3.943	\$1.013	\$5.045	\$2.082	\$0.107



RAW MATERIAL PRICE CHANGES (2006 - 2019)

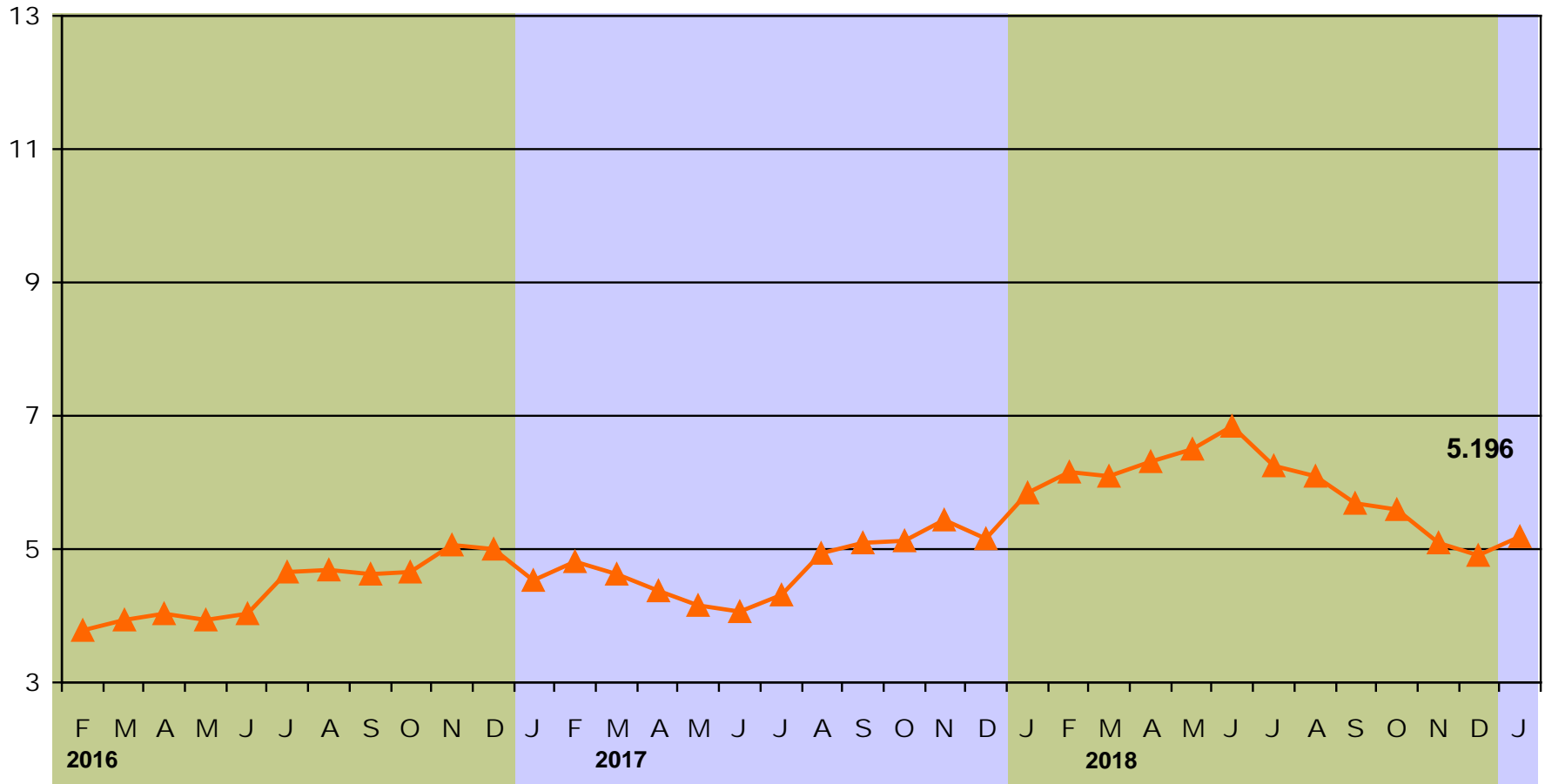
END OF MONTH AVERAGE PRICES 2014	NICKEL LME	HC FeCr	MOLY OXIDE	COPPER COMEX	IRON SCRAP BUSHELING
JANUARY	\$6.386	\$1.057	\$9.994	\$3.355	\$0.234
FEBRUARY	\$6.438	\$1.090	\$9.988	\$3.285	\$0.219
MARCH	\$7.103	\$1.099	\$10.110	\$3.072	\$0.214
APRIL	\$7.881	\$1.100	\$11.633	\$3.069	\$0.228
MAY	\$8.818	\$1.107	\$14.181	\$3.132	\$0.228
JUNE	\$8.425	\$1.120	\$14.747	\$3.098	\$0.228
JULY	\$8.641	\$1.120	\$13.492	\$3.226	\$0.228
AUGUST	\$8.426	\$1.120	\$13.394	\$3.158	\$0.228
SEPTEMBER	\$8.201	\$1.133	\$12.475	\$3.092	\$0.228
OCTOBER	\$7.153	\$1.129	\$10.470	\$3.036	\$0.219
NOVEMBER	\$7.124	\$1.098	\$9.722	\$3.018	\$0.201
DECEMBER	\$7.221	\$1.080	\$9.350	\$2.898	\$0.201



ELECTRALLOY
a G.O. CARLSON Inc. Company

NICKEL PRICE CHANGES

Feb. 2016 - Jan. 2019



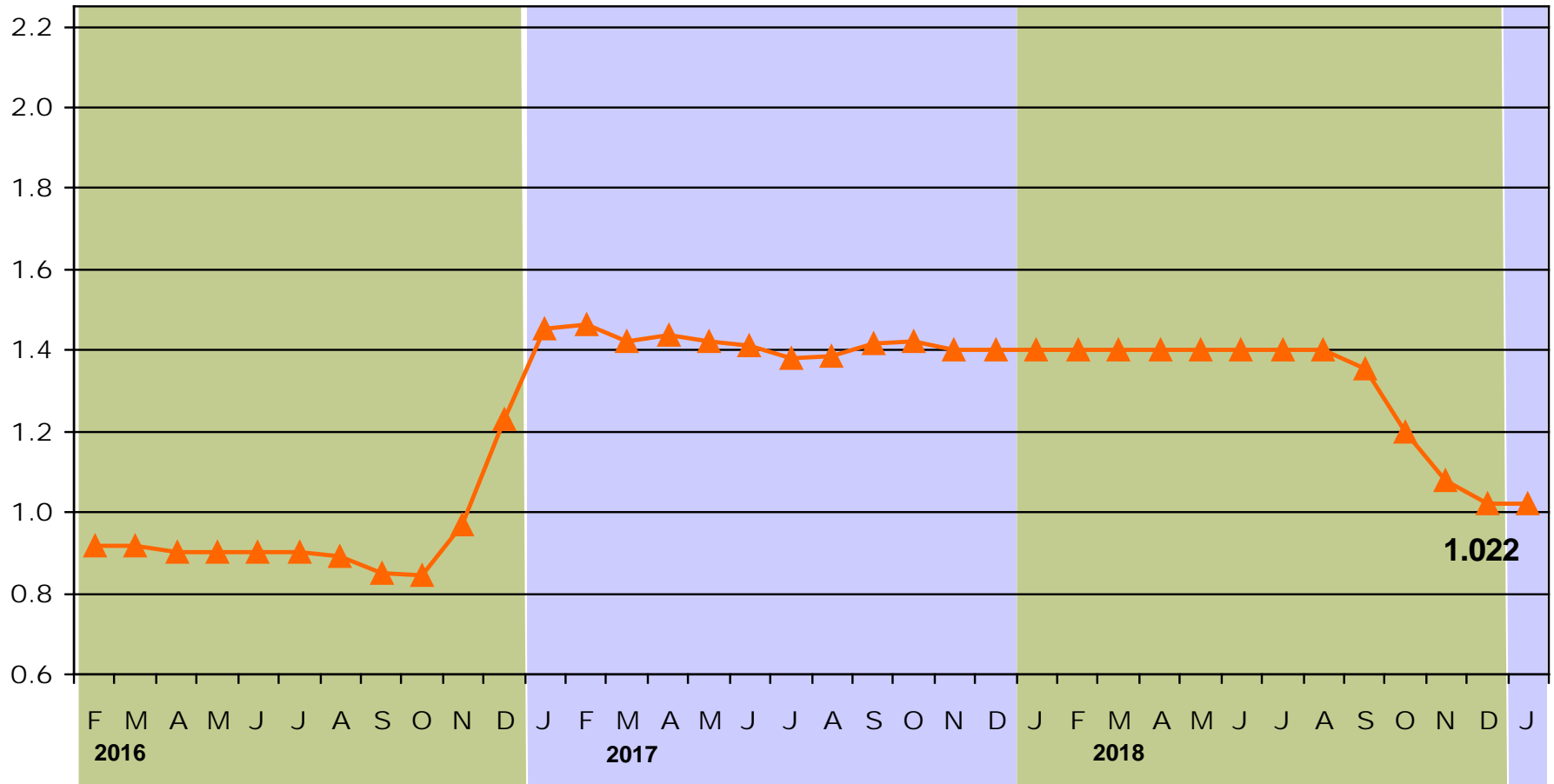
—▲— Nickel



ELECTRALLOY
a G.O. CARLSON Inc. Company

HC FeCr PRICE CHANGES

Feb. 2016 – Jan. 2019



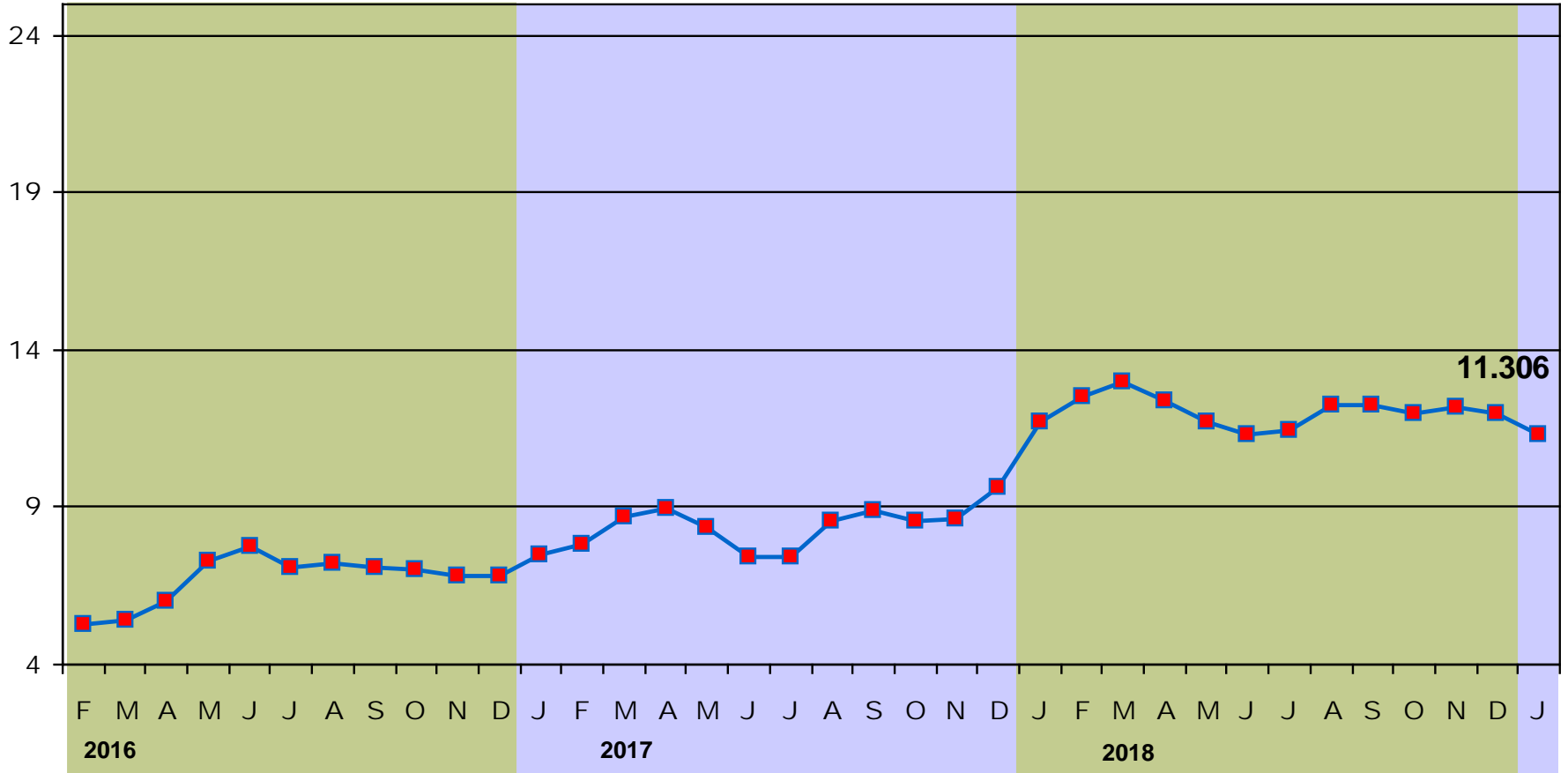
—▲— HC FeCr



ELECTRALLOY
a G.O. CARLSON Inc. Company

MOLY OXIDE PRICE CHANGES

Feb. 2016 – Jan. 2019



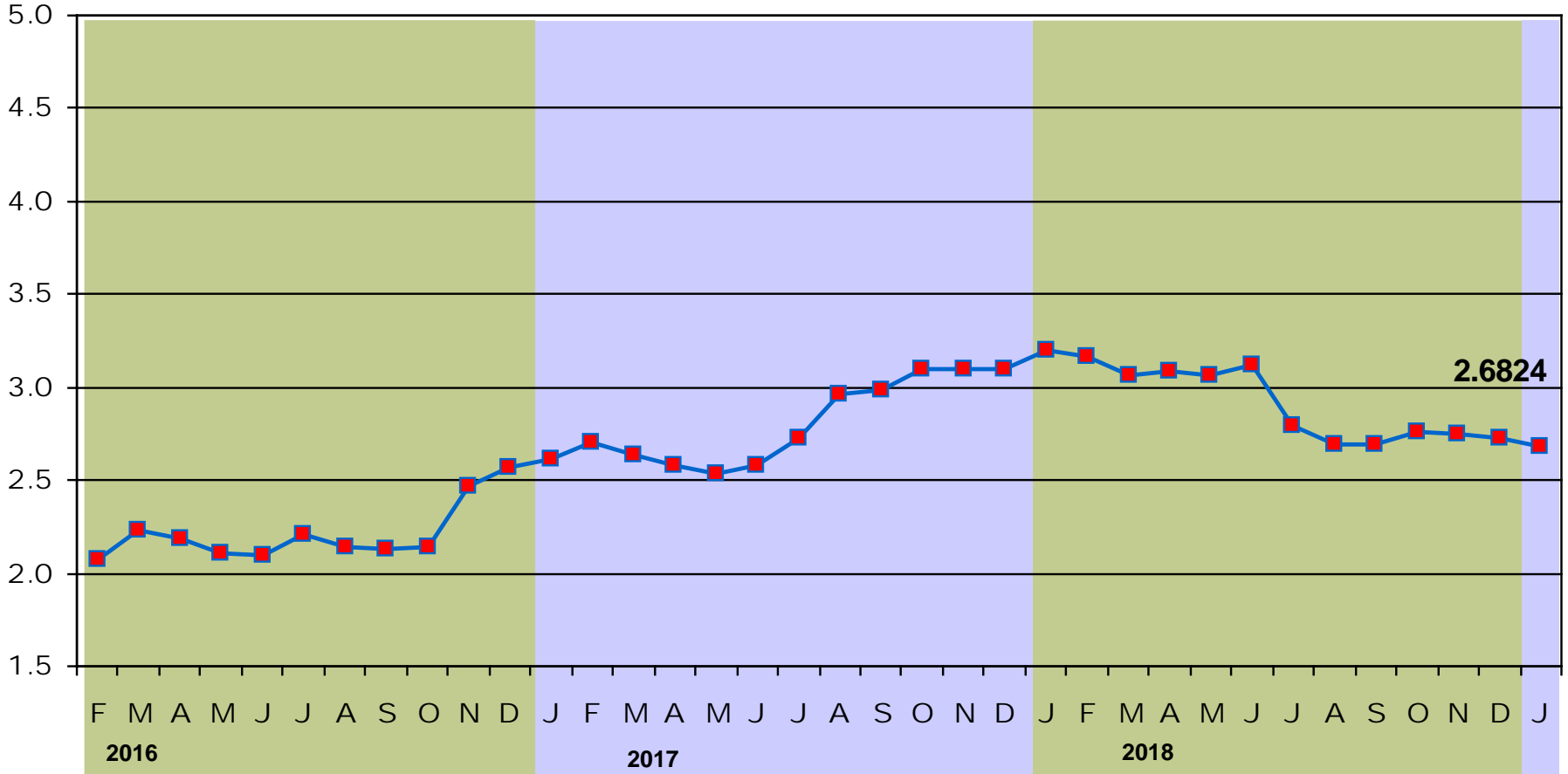
—■— Moly Oxide



ELECTRALLOY

a G.O. CARLSON Inc. Company

COPPER COMEX
PRICE CHANGES
Feb. 2016 – Jan. 2019

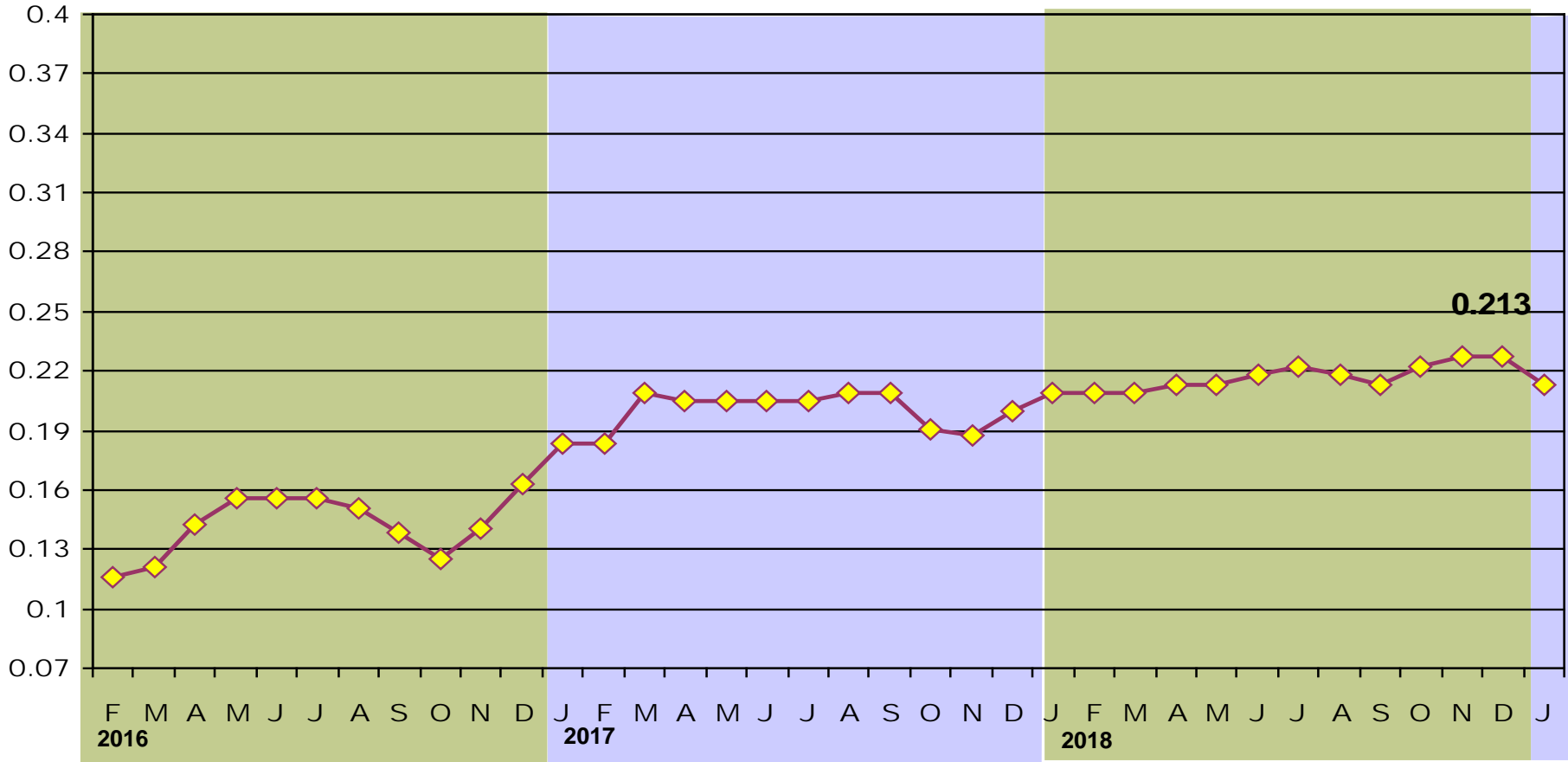


—■— Copper Comex

IRON SCRAP BUSHELING

PRICE CHANGES

Feb. 2016 – Jan. 2019



—◆— Iron Scrap Busheling